

WEEK 1


Jesus Meets Simon and the Woman

Preparation:

Read Luke 7:36-50, using the Bible study notes to help you.

Lesson Aim:


To teach that we all need forgiveness and that Jesus wants to forgive our sins, however great or small.



- 7:36 This event happened early in Jesus' earthly ministry. It was a normal occurrence for visiting Jewish teachers to be invited for a meal in a Pharisee's house.
- 7:37 We are not told the name of the woman. She was well known for her life style. From 7:17 we can assume she had either heard Jesus' words herself or had been told them. She heard that Jesus was eating with Simon and went to his house. These meals were a public affair and people regularly went to watch and listen.
- 7:38 The guests would have leant on couches round a table with their feet pointing away from the table. Jewish women commonly wore a perfume flask on a cord around the neck.
- 7:39 Simon, it would seem, had wondered before this episode if Jesus were a prophet; now he believes Jesus cannot be a prophet, because if Jesus were a prophet he would have known what type of woman she was and would not have let her touch him.
- 7:40 Jesus speaks to him in a personal way.
- 7:41 Jesus demonstrates to Simon that he is a prophet (he knows what Simon is thinking), but he is also more than a prophet. He is the one who can forgive the debt/sin (v. 41,42 and 48). One owed 50 denarii; the other 500 denarii. One denarius was a labourer's pay for one day (see Matthew 20:2).
- 7:44 Jesus compares Simon's attitude to himself with that of the woman. If Jesus

had been an honoured guest Simon would have washed his feet (Genesis 18:4); the woman washed his feet with her tears. He might have expected the kiss of welcome (Genesis 29:13; 45:15), but he gets none; the woman kissed his feet. Finally, Simon did not anoint Jesus' head; the woman anointed his feet. The woman's regard for Jesus was boundless, whereas Simon's was scarcely within the bounds of what was socially required. She knows she is a sinner but she can come to Jesus and he will not turn her away. But Jesus could do even more, he could do away with sin and bring her salvation and peace.

- 7:47 In answer to Simon's thoughts (v.39), Jesus says that he knows what the woman is like, and that she has committed 'many sins', but Jesus is not like the Pharisees who shun those who are 'blatant' sinners. He welcomes and forgives all sinners who repent, no matter how blatant their sins have been. The woman shows her thankfulness to Jesus for the forgiveness she has already received.
- 7:49 Forgiveness for sin is a divine prerogative. The crowd ask, 'Who is this?' but Jesus ignores this and deals with the woman.
- 7:50 We read that her faith has saved her and she is to go 'into peace' (actual meaning of the Greek). Her love and thankfulness are the outworking of her faith.



NB We need to ask ourselves and the children if we know we are sinners and that Jesus is the only one who can cancel the debt. How can we show our thankfulness to him?

In this series we are studying what happened when Jesus met different people. This lesson looks at our need for forgiveness. Start by talking about things getting spoilt. Show the children a dirty T-shirt. Ask them how it got spoilt (carelessness / by accident). How can it be put right? (by washing it). Then show a picture of a tumble-down house. Ask how this has been spoilt (neglect), and how it can be put right (rebuilding). Thirdly show the children a broken toy that cannot be mended and ask the same questions. Lastly show the children a child's painting that has been deliberately spoilt by another child. Talk about friendships being spoilt (by carelessness, neglect, rough behaviour, deliberately). How can they be put right? Talk about the need to say sorry and receive forgiveness. In today's true story from the Bible we will find out how Jesus treated a lady who needed forgiveness. Ask the children to listen carefully so that they can tell you what the lady did to show how happy she was to be forgiven. Tell the story.

Lesson Plan



After the story go over the answer to the question and teach the memory verse. Talk to the children about everyone needing forgiveness and that Jesus wants to forgive our sins, however great or small.

For the introduction - a dirty T-shirt, a picture of a tumbledown house cut from a magazine, a broken toy, a spoilt painting.

Visual aids



For the story - pictures or flannelgraph. You need Simon the Pharisee, the woman, 2 men, a bag of 500 coins and one of 50 (see visual aids on page 8.)

3-5s

Perfume Flask

Each child requires 1 yoghurt pot or plastic cup, approximately 60 cm. wool, gummed paper shapes and stars for decoration, and a piece of paper 10 x 5 cm. with the memory verse written on it. Prior to the lesson prepare each child's pot by making 2 holes opposite each other just below the rim. Thread one end of the wool through one of the holes and tie. Repeat with the other end through the other hole, making a loop large enough to go over the child's head.

Activities



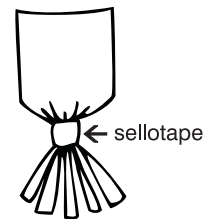
The children decorate the pots with gummed paper shapes and stars. Colour or decorate the piece of paper containing the memory verse. Place the memory verse inside the pot and place the pot round the child's neck like a pendant. Point out that the ointment was precious to the woman and God's word is precious to us.

5-7s

Perfume Flask

Each child requires 1/4 paper towel cardboard tube or similar, approximately 60 cm. wool, a piece of coloured wrapping paper 20 x 15 cm., and a piece of paper 10 x 5 cm. with the memory verse written on it. Prior to the lesson prepare each child's pot by making 2 holes opposite each other approximately 1/2 cm. below the top of the cardboard tube. Thread one end of the wool through one of the holes and tie. Repeat with the other end through the other hole, making a loop large enough to go over the child's head.

The children glue the wrapping paper around the cardboard tube with the top of the wrapping paper level with the top of the tube. Gather the paper together beneath the tube and secure with sellotape (see diagram). Cut slits in the paper sticking out beneath the sellotape to make a tassel. Colour or decorate the piece of paper containing the memory verse. Place the memory verse inside the pot and place the pot round the child's neck like a pendant. Point out that the ointment was precious to the woman and God's word is precious to us.




7-9s

Photocopy page 9 and the Pharisee and woman from page 8 for each child. The children cut out the figures of the Pharisee and woman and glue in the appropriate place on page 9. Then they fill in the statements under both figures using the following words:


*anoint anointed bad good kiss kissed
love love tears water*

Answer the question at the end of the page using one of the following answers:

Simon the Pharisee the woman

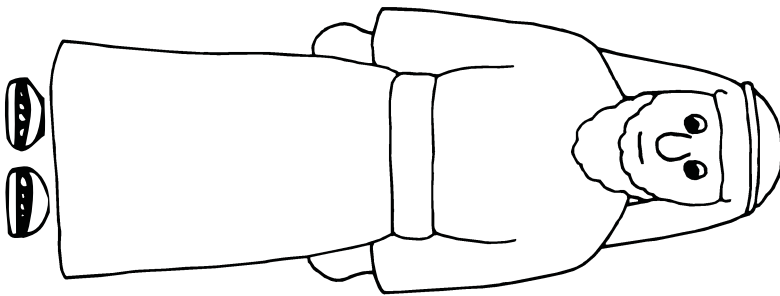


the woman



Simon

Visual Aids




man and disciple



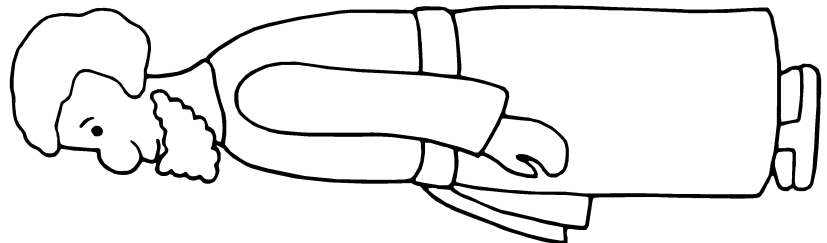
alternative head for man and disciple



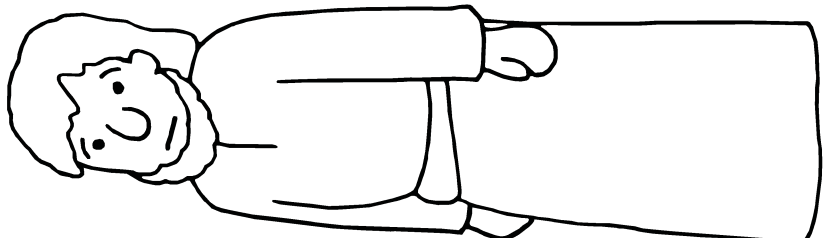
50 coins



500 coins



Peter

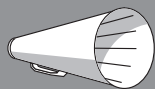


Week 6
For King of Assyria,
add crown to Peter

Simon the Pharisee	the woman
1. lived a _____ life	1. lived a _____ life
2. did not provide _____ to wash Jesus' feet	2. washed Jesus' feet with her _____
3. did not greet Jesus with a _____	3. _____ Jesus' feet
4. did not _____ Jesus' head with oil	4. _____ Jesus' feet with perfume
5. his behaviour showed no _____ for Jesus	5. her behaviour showed great _____ for Jesus

Which one had their sin forgiven?

Discussion



How can we show Jesus that we love him?